



SECTION TWO
PUMPS



- ▶ Oil
- ▶ Grease
- ▶ Manual
- ▶ Chemical & Material Handling
- ▶ Diaphragm
- ▶ Electric
- ▶ Accessories

Alemite offers a selection of pumps to meet your fluid handling and dispensing needs. Each pump is designed to deliver reliable, consistent performance to keep your operation running smoothly.

OIL PUMPS

Alemite Oil Pumps are ideal for applications where fluids are piped to multiple outlets. Combined with Alemite Hose Reels, Dispensing Valves and Meters, Alemite Oil Pumps deliver motor oils, gear oils, cutting oils, hydraulic oils, machine coolants, automatic transmission fluids and a wide range of petroleum based fluids from tanks, drums, totes and pails. Alemite Oil Pumps can be used for bulk transfer or direct delivery from the original container.

Pneumatic RAM - Stationary

Alemite Stationary RAM Pumps deliver fast, quiet and efficient operation, and are rugged enough to handle challenging oil applications. RAM pumps are durable, and can operate at rates up to 20 gallons per minute.



9968

FEATURES:

- Handles fluids up to SAE 140
- Meets OSHA noise requirements (85dB)
- 3" diameter air motor
- Will mount to 1 1/2" suction pipe from remote tank (1" for model 9970)
- Recommended for piped installations of short to moderate length
- Easy serviceability
- 1/4" air inlet

Product #	Drum Size	Material Inlet	Material Outlet	Pump Ratio	Delivery	Bung Adapter	Weight
9916-A1	Stub	1 1/2" NPTF(f)	1/2" NPTF(f)	1:1	16 gpm	Integral	17 Lb.
9918-A	Stub	1 1/2" NPTF(f)	1/2" NPTF(f)	3:1	9 gpm	Integral	17 Lb.
9920	N/A	1" NPTF(f)	1" NPTF(f)	1:1	20 gpm	No	18 Lb.
9960	16 gallon	1 1/2" NPTF(f)	1/2" NPTF(f)	5:1	7 gpm	326750-B1	18 Lb.
9960-A (1) (2)	16 gallon	1 1/2" NPTF(f)	1/2" NPTF(f)	5:1	7 gpm	No	17 Lb.
9968	Stub	1 1/2" NPTF(f)	1/2" NPTF(f)	5:1	7 gpm	326750-B1	14 Lb.
9968-A	Stub	1 1/2" NPTF(f)	1/2" NPTF(f)	5:1	7 gpm	No	17 Lb.
9969-B (2)	55 gallon	1 1/2" NPTF(f)	1/2" NPTF(f)	5:1	7 gpm	326750-B1	18 Lb.
9970	Stub	1" NPTF(f)	3/8" NPTF(f)	10:1	3.5 gpm	326750-E1	11 Lb.

(1) Includes drum cover

(2) Includes downtube

OIL PUMPS

Pneumatic RAM - Portable

Alemite's Portable RAM Pump provides fast, quiet and efficient operation, and is recommended for use with gear oils.



FEATURES:

- 4 gallon per minute delivery (SAE 140 gear oil, 150 psi)
- Meets OSHA noise requirements (85dB)
- 3" diameter air motor
- Built in control valve holster, to keep hose and handle safely off of floor
- Steel dolly with durable casters
- Dispensing valve (included) designed for hard to reach areas, such as vehicle rear axles
- Easy serviceability
- ¼" air inlet

Includes

- Drum Cover (338145)
- Control Valve (7492)
- 5 ½' Material Hose (317813-5F)
- In line Electronic Meter (3679)
- Steel Dolly (316315-5)

Product #	Air Inlet	Drum Size	Pump Ratio	Delivery	Bare Pump	Weight
9961-1	1/4" NPTF(f)	16 gallon/120 Lb.	5:1	4 gpm	9968-A	40 Lb.

Pneumatic - Standard Duty

Alemite H-Pumps are designed for medium pressure industrial applications, featuring exceptional reliability and service life.



FEATURES:

- 2 7/16" diameter air motor
- Handles 10, 20 and 30W oils
- Will mount to 1 ½" suction tube from remote tank
- Double toggle air valve trip mechanism prevents binding or stalling
- Corrosion resistant chrome finish on piston rods reduces packing wear
- Center flow, micro-lapped high pressure air valve provides very long life
- Self aligning, heavy acme threads provide safely locked linkage
- Requires appropriate downtube

Product #	Drum Size	Material Inlet	Material Outlet	Pump Ratio	Delivery	Bung Adapter	Weight
8568-A4	Stub	1 1/2" NPTF(f)	3/8" NPTF(f)	4:1	3 gpm	326750	14 Lb.

OIL PUMPS

Pneumatic - Industrial

Alemite Industrial Pumps are designed to deliver fluids through long delivery lines or to multiple dispensing points, and are built for continuous use.



7783-A4

FEATURES:

- 4 ¼” – 6” diameter air motor
- Recommended for pumping distances over 100 feet
- Includes Air Connector and Quick Detach Air Coupler
- Requires Bung Adapter, Cover and Muffler (not included, refer to table below)
- Requires appropriate downtube
- ¾” air inlet and outlet

Product #	Drum Size	Material Inlet	Material Outlet	Pump Ratio	Delivery	Cover	Bung Adapter	Muffler	Weight
7783-A4	55 gallon	NA	1/2” NPTF(f)	6:1	10 gpm	323847-4	326750-B1	324170	55 Lb.
7783-C4	Stub	1 1/2” NPTF(f)	1/2” NPTF(f)	6:1	10 gpm	Varies with drum size*	326750-B1	324170	45 Lb.
7793-A1	55 gallon	NA	1/2” NPTF(f)	12:1	6.5 gpm	323847-4	326750-B1	324170	75 Lb.
7793-C	Stub	1 1/2” NPTF(f)	1/2” NPTF(f)	12:1	6.5 gpm	Varies with drum size*	326750-B1	324170	65 Lb.

*See page 42 & 43 for Cover information.

GREASE PUMPS

Alemite Grease pumps are designed to handle a wide range of applications, fluid viscosities and system pressures. Combined with Alemite Hose Reels, Dispensing Valves and Meters, Alemite Grease Pumps deliver lubricant from tanks, drums, totes and pails.

Pneumatic RAM - Stationary

Alemite Stationary RAM Pumps deliver fast, quiet and efficient operation. Capable of delivery up to 4.5 pounds per minute, RAM double acting grease pumps reduce line pulsation and allow lower operating pressure. They are designed for piped installations of moderate length.

FEATURES:



9950-A1

- 3” diameter air motor
- Recommended for piped installations up to 150 feet
- Meets OSHA noise requirements (85dB)
- Easy 360° adjustment of material outlet and air inlet
- May be used with or without lubricator
- Easy access air motor and spool – without removing downtube
- Flexible follower for straight or tapered containers
- Metric RAM pumps meet European CE standards
- Easy serviceability
- Air Inlet: 1/4” NPTF(f)

Product #	Drum Size	Material Outlet	Pump Ratio	Delivery	Follower	Cover	Weight
9940	120 Lb.	3/8” NPTF(f)	70:1	3.25 Lb./minute	338802	338371	28 Lb.
9949	400 Lb.	3/8” NPTF(f)	70:1	3.25 Lb./minute	338911	338163	32 Lb.
9950-I	120 Lb.	3/8” NPTF(f)	50:1	4.5 Lb./minute	338802	338371	19 Lb.
9950-A1	120 Lb.	3/8” NPTF(f)	50:1	4.5 Lb./minute	338802 (included)	338371 (included)	32 Lb.
9979	400 Lb.	3/8” NPTF(f)	50:1	4.5 Lb./minute	338911	338163	25 Lb.
9979-A	400 Lb.	3/8” NPTF(f)	50:1	4.5 Lb./minute	338911 (included)	338163 (included)	49 Lb.
9950-C1	20 Kg.	3/8” NPTF(f)	50:1	2.04 Kg./minute	338992	338982	18 Lb.
9950-I	50 Kg.	3/8” NPTF(f)	50:1	2.04 Kg./minute	338802	338371	19 Lb.
9950-D1	180 Kg.	3/8” NPTF(f)	50:1	2.04 Kg./minute	338911	338984	23 Lb.
9930	Bulk	3/8” NPTF(f)	50:1	4.5 Lb./minute	Not required	Not required	16 Lb.

GREASE PUMPS

Pneumatic RAM - Portable

Alemite's Portable RAM Pump provides fast, quiet and efficient operation. Many models come equipped with accessories required for quick, easy installation and set up.



FEATURES:

- 3" diameter air motor
- Meets OSHA noise requirements (85dB)
- Flexible follower for straight or tapered containers
- ¼" air inlet
- Easy serviceability

Product #	Drum Size	Material Outlet	Pump Ratio	Delivery	Follower	Cover	Bare Pump	Dolly	Weight
9911-A1*	35 Lb./70 Lb. Bulk	3/8" NPTF(f)	50:1	4.5 Lb./minute	337665/ 338802	323496-A4	9911-RI	393629	68 Lb.
9911-J*	35 Lb.	3/8" NPTF(f)	50:1	4.5 Lb./minute	337665	338166	9950-CI	NA	29 Lb.
9911-HI*	35 Lb.	3/8" NPTF(f)	50:1	4.5 Lb./minute	337665	338166	9950-CI	NA	25 Lb.
9911-ZI*	35 Lb.	3/8" NPTF(f)	50:1	4.5 Lb./minute	337665	338166	9911-I	338958	50 Lb.
9941	120 Lb.	3/8" NPTF(f)	70:1	3.25 Lb./minute	338802	338371	9940	316315-5	54 Lb.
9951-I*	120 Lb.	3/8" NPTF(f)	50:1	4.5 Lb./minute	338802	338371	9950-I	316315-5	50 Lb.
9951-SI*	120 Lb.	3/8" NPTF(f)	50:1	4.5 Lb./minute	338802	338371	9950-I	NA	37 Lb.
9951-TI*	120 Lb.	3/8" NPTF(f)	50:1	4.5 Lb./minute	338802	338371	9950-I	338958	57 Lb.
9911-HBI*	20 Kg.	3/8" NPTF(f)	50:1	2.04 Kg./minute	338992	338982	NA	338958 (not included)	50 Lb.
9911-HCI*	50 Kg.	3/8" NPTF(f)	50:1	2.04 Kg./minute	338993	338983	NA	338958 (not included)	50 Lb.
9911-CI	35 Lb.	3/8" NPTF(f)	50:1	2.04 Kg./minute	337665	338166	9911-I	NA	21 Lb.

*Includes control valve (6320-3), 7' material hose (317875-7) and Z swivel (52752)

GREASE PUMPS

Pneumatic Standard Duty - Stationary

Alemite H Pumps are designed for intermittent use in medium or high pressure industrial applications. Double acting H Pumps handle lightweight and fibrous lubricants.



8549-B1

FEATURES:

- Dynamic primer – ensures efficient handling of light to heavy multi-purpose greases
- 2-7/16 (50:1) - 3” (70:1) diameter air motor
- Double toggle air valve trip mechanism prevents binding or stalling
- Corrosion resistant chrome finish on piston rods reduces packing wear
- Center flow, micro-lapped high pressure air valve provides very long life
- Flexible follower for straight or tapered containers
- Self aligning, heavy acme threads provide safely locked linkage
- Recommended for moderate length pipe installations
- ¼” air inlet
- Delivery in table based on NLGI #2 at 77°F, 150 psi

Included items (8540 series)

- Pressurtrol (319800-1), to limit air supply to the pump when pressures reach designated level (factory set at 7,500 psi)
- Models 8549-B1 and 8559-B include Air Connector, Quick Detach Air Coupler and Bung Adapter

Product #	Material Outlet	Pump Ratio	Delivery	Follower	Container Size	Cover	Bare Pump	Weight
8549-C	3/8” NPTF(f)	70:1	1.8 Lb./minute	338911	400 Lb.	318040-4	331378-B1	35 Lb.
8549-B1	3/8” NPTF(f)	70:1	1.8 Lb./minute	338911	400 Lb.	318040-4	331378-B1	35 Lb.
8540-B	3/8” NPTF(f)	70:1	1.8 Lb./minute	338802	120 Lb.	338371	331378-A1	32 Lb.
8540-A1	3/8” NPTF(f)	70:1	1.8 Lb./minute	338802 (included)	120 Lb.	338371 (included)	331378-A1	35 Lb.
331378-E1	3/8” NPTF(f)	70:1	1.8 Lb./minute	338991	12.5 Kg	338981	NA	13.2 Kg.
331378-F1	3/8” NPTF(f)	70:1	1.8 Lb./minute	338991	12.5 Kg	338981	NA	13.6 Kg.
331378-H1	3/8” NPTF(f)	70:1	1.8 Lb./minute	338992	20 Kg	338982	NA	14.1 Kg.
8559-B	3/8” NPTF(f)	50:1	2.5 Lb./minute	338911	400 Lb.	318040-4	331380-B5	35 Lb.
8550-A1	3/8” NPTF(f)	50:1	2.5 Lb./minute	338802 (included)	120 Lb.	338371 (included)	331380-A5	35 Lb.
331380-E1	3/8” NPTF(f)	50:1	2.5 Lb./minute	338991	12.5 Kg	338981	NA	13.6 Kg.
331380-M1	3/8” NPTF(f)	50:1	2.5 Lb./minute	338992	20 Kg	338982	NA	14.1 Kg.

GREASE PUMPS

Pneumatic Standard Duty - Portable

Alemite Portable H Pumps are designed for intermittent use in medium or high pressure industrial applications, providing easy portability. Double acting H Pumps handle lightweight and fibrous lubricants.



8541-5

FEATURES:

- ¼" NPSI air inlet
- Versatile, durable pump which will deliver a range of light to heavy fluids
- Recommended accessories:
- Single Post Hoist (2741-4 or 2742-4)
- Adapter Plate (322593) for use with hoist




8553-2

Product #	Material Outlet	Pump Ratio	Delivery	Follower	Container Size	Cover	Weight
8541-5	3/8" NPTF(f)	70:1	1.8 Lb./minute	338802 (included)	120 Lb.	338371	57 Lb.
8553-2	3/8" NPTF(f)	26:1	0.75 Gal/minute	337665 Flexible (included)	35 Lb.	338166	41 Lb.

GREASE PUMPS

Pneumatic Industrial

Alemite Industrial Pumps can deliver hard to pump fluids and viscous lubricants up to NLGI #3. Built for continuous duty, these double acting pumps are consistent, reliable, and maintain pressure over long distances.



7784-A4

7786-A5

FEATURES:

- 4 ¼" standard air motor (6" air motor for 7795-A5, 7795-B5, 7736)
- 7784-A4 is specifically designed for heavy gear oil and lubricants up to NLGI #1
- Tote tank pumps designed for horizontal mounting and space constraints
- Recommended for pumping distances over 100 feet
- ¾" NPTF air inlet

Includes:

- Air Connector
- Quick Detach Air Coupler
- Tote tank pumps include male 3" Cam Lock Adapter for mounting pump to bulk grease container
- Recommended accessories:
- Union (non-bulk models) (321155)
- Bung Adapter (326750-B1)
- Air Hose (317811-5)

Product #	Drum Size	Material Outlet	Pump Ratio	Delivery	Follower	Cover	Operating Pressure	Muffler	Material Hose	Weight
7784-A4	400 Lb.	1/2" NPTF(f)	25:1	32 lb./minute	338912	323847-4	200 psi	324170	317882-7	68.6 Lb.
7785-A5	400 Lb.	1/2" NPTF(f)	40:1	22 lb./minute	338912	323847-4	200 psi	324170	317882-7	77 Lb.
7785-B5	120 Lb.	1/2" NPTF(f)	40:1	22 lb./minute	338804	323800-4	200 psi	324170	317882-7	67 Lb.
7786-A5	400 Lb.	1/2" NPTF(f)	75:1	12 lb./minute	338912	323847-4	100 psi	324170	317882-7	69.4 Lb.
7786-C	120 Lb.	1/2" NPTF(f)	75:1	12 lb./minute	338804	323800-4	100 psi	324170	317882-7	66.6 Lb.
7795-A5	400 Lb.	1/2" NPTF(f)	80:1	13 lb./minute	338912	323847-4	100 psi	324170	317882-7	77 Lb.
7795-B5	120 Lb.	1/2" NPTF(f)	80:1	13 lb./minute	338804	323800-4	100 psi	324170	317882-7	74.6 Lb.
7736	Bulk	1 ¼" NPTF(f)	11:1	86 lb./minute	NA	NA	100 psi	324170	317813-5+ 339661	70 Lb.
7730	Bulk	1/2" NPTF(f)	75:1	12.5 lb./minute	NA	NA	100 psi	324170	317876-5	62 Lb.

GREASE PUMPS

Electric Grease Pumps

Alemite's Electric Grease Pump – “Rockcrusher” – is designed for heavy duty industrial and mining applications, where compressed air or hydraulic service is not available.



7175-R4

Electric Grease Pump

FEATURES:

- 115V, 50/60 Hz ¾ HP motor
- 25' 3 wire electric cable
- Recommended for use with 25' of hose or less
- Helix arm assembly provides positive feed for thick lubricants at low pressures
- No follower plate required

Includes:

- 10' Hose
- Z Swivel (B52752)
- Control Valve (6320-3)

Product #	Container Capacity	Maximum Pressure	Delivery	Weight
7175-R4	40 Lb.	5,000 psi (built in switch shuts off motor)	14 oz./minute (NLGI#1 grease, 70°F)	168 Lb.

GREASE PUMPS

Hydraulic

Alemite's Hydraulic Grease Pump provides a high quality, cost effective solution for delivering grease without the need for compressed air. Offered in configurations for 35 Lb., 120 Lb., and 400 Lb. containers, with or without flow controls, and optional vent return models for centralized lubrication systems, the Alemite Hydraulic Pump is an excellent choice for lubrication systems.



8700-A

FEATURES:

- Hydraulic powered
- Compact footprint
- Sturdy, reliable construction

Product #	Description/Container Size	Input Pressure	Output Pressure	Delivery	Input Flow	System Pressure	Max Hydraulic Fluid Temperature	Weight
8700-A	35 Lb.	600PSI	7500PSI	16oz/min	2.5GPM	3,500 psi max	200F	34 Lb.
8700-B	120 Lb.	600PSI	7500PSI	16oz/min	2.5GPM	3,500 psi max	200F	36 Lb.
8700-C	400 Lb.	600PSI	7500PSI	16oz/min	2.5GPM	3,500 psi max	200F	38 Lb.
8702-A	35 Lb. with vent return	600PSI	7500PSI	16oz/min	2.5GPM	3,500 psi max	200F	34 Lb.
8702-B	120 Lb with vent return	600PSI	7500PSI	16oz/min	2.5GPM	3,500 psi max	200F	36 Lb.
8702-C	400 Lb with vent return	600PSI	7500PSI	16oz/min	2.5GPM	3,500 psi max	200F	38 Lb.
8700-A1	35 Lb., with cover and follower	600PSI	7500PSI	16oz/min	2.5GPM	3,500 psi max	200F	37 Lb.
8700-B1	120 Lb., with cover and follower	600PSI	7500PSI	16oz/min	2.5GPM	3,500 psi max	200F	39 Lb.
8700-C1	400 Lb., with cover and follower	600PSI	7500PSI	16oz/min	2.5GPM	3,500 psi max	200F	41 Lb.
8702-A1	35 Lb. with vent return, cover and follower	600PSI	7500PSI	16oz/min	2.5GPM	3,500 psi max	200F	37 Lb.
8702-B1	120 Lb with vent return, cover and follower	600PSI	7500PSI	16oz/min	2.5GPM	3,500 psi max	200F	39 Lb.
8702-C1	400 Lb with vent return, cover and follower	600PSI	7500PSI	16oz/min	2.5GPM	3,500 psi max	200F	41 Lb.
340992	35 Lb., with control manifold	600PSI	7500PSI	16oz/min	2.5GPM	3,500 psi max	200F	46 Lb.
340993	120 Lb., with control manifold	600PSI	7500PSI	16oz/min	2.5GPM	3,500 psi max	200F	48 Lb.
340994	400 Lb., with control manifold	600PSI	7500PSI	16oz/min	2.5GPM	3,500 psi max	200F	50 Lb.
340997	35 Lb. with vent return and control manifold	600PSI	7500PSI	16oz/min	2.5GPM	3,500 psi max	200F	46 Lb.
340998	120 Lb with vent return and control manifold	600PSI	7500PSI	16oz/min	2.5GPM	3,500 psi max	200F	48 Lb.
340999	400 Lb with vent return and control manifold	600PSI	7500PSI	16oz/min	2.5GPM	3,500 psi max	200F	50 Lb.
340989	Control Manifold	NA	NA	NA	NA	NA	NA	10 Lb.
340558	Vent Valve	NA	NA	NA	NA	NA	NA	5 Lb.

MANUAL PUMPS

Alemite Manual Pumps are simple to operate and require no electricity or compressed air. Alemite offers a variety of models fitting 25 Lb. pails up to 400 Lb. drums.

Bucket Pumps



7181-4

7181 Series

FEATURES:

- Adjustable lever adapts pump to lubricant type and operating conditions
- Includes 2 check valves – one at the bottom located on rod, and a second valve mid-way in the tube for increased volume
- Recommended accessories:
- Hose Assembly (317854-5F)
- Portable Cart (6777-5)



7149-4

7149-T

7149 Series

FEATURES:

- Multi-Pressure capability
- Adjustable lever with 3 positions to adapt pump to lubricant type and operating conditions
- Recommended accessories:
- Hose Assembly – Hydraulic Narrow Fitting (322434)
- Hose Assembly – Hydraulic Standard Coupler (6617-G)
- Hose Assembly – Giant Button Head (6615-G)
- Hose Assembly – Standard Button Head (6616-G)
- Portable Cart (6777-5)



6713-4

6713-4

FEATURES:

- High Pressure to deliver oil and grease up to NLGI #3.
- Manually operated pressure relief valve relieves pressure without removing connection to lubrication point
- Recommended accessories:
- Follower Plate (314898)
- Portable Cart (6777-5)
- Hose Assembly (317875 series)
- Gauge (317150)
- T (309727)
- Button Head Coupler (319702)
- Swivel (B52750)
- Saf-T-Vent Coupling (310428)

MANUAL PUMPS

7531 Series

FEATURES:

- Delivers greases up to NLGI #3
- For use with standard or tapered pails
- Mounts directly to original 35 lb. container



7531-4

Product #	Description	Materials	Outlet	Capacity	Delivery per Stroke	Pressure	Included Items	Weight
7181-4	High Volume Bucket Pump	Oil, Grease	3/8" NPTF(f)	3.7 Gallons	1 oz.	up to 500 psi	Check valves, Container	19 Lb.
7181-K	High Volume Bucket Pump Assembly with Hose and Nozzle	Oil, Grease	3/8" NPTF(f)	3.7 Gallons	1 oz.	up to 500 psi	Hose Assembly (371807-5F), Nozzle Assembly (306610), Container	20 Lb.
7149-4	Multi Pressure Bucket Pump	Oil	3/8" NPTF(f)	5 Gallons	1/3 oz.	2,500 - 5,000 psi	Container	18 Lb.
7149-A4	Multi Pressure Bucket Pump Assembly	Oil	3/8" NPTF(f)	5 Gallons	1/3 oz.	2,500 - 5,000 psi	Hose Assembly (322434), Container	21 Lb.
7149-E4	Multi Pressure Bucket Pump Assembly	Oil	3/8" NPTF(f)	5 Gallons	1/3 oz.	2,500 - 5,000 psi	Hose and Coupler Assembly (6616-G), Buttonhead Fitting (A1188), Plug Button, Container	21 Lb.
7149-T	Multi Pressure Bucket Pump Assembly with Porta-Cart	Oil	3/8" NPTF(f)	5 Gallons	1/3 oz.	2,500 - 5,000 psi	Porta-Cart (6777-5), Container	32 Lb.
6713-4	High Pressure Bucket Pump	Oil, Grease (up to NLGI #3)	1/4" NPTF(f)	30 Lb.	0.0625 oz.	up to 15,000 psi	Container	
7531-4	Manual Grease Pump (for use with pails)	Grease (up to NLGI #3)	3/8" NPTF(f)	35 Lb.	0.20 oz.	up to 3,500 psi	Carrying Handle, 5' Hose and Coupler Assembly (322434), Flexible Follower Plate (337665) for use with standard or tapered pails	35 Lb.
7531-A4	Manual Grease Pump (for use with pails), metric	Grease (up to NLGI #3)	3/8" NPTF(f)	20 Kg.	0.20 oz.	up to 3,500 psi	Carrying Handle, 5' Hose and Coupler Assembly (322434), Flexible Follower Plate (337665) for use with standard or tapered pails, Cover (337729)	20 Kg.

MANUAL PUMPS

Loader Pumps - Grease

Alemite Grease Loader Pumps are used to fill loader fitting equipped grease guns quickly and efficiently. Loader Pumps reduce the chance for contaminants to be introduced into the grease container and lubrication points.



7537-4



7538-4



7539-4



7118-1

FEATURES:

- Pumps for 35 Lb., 120 Lb., and 400 Lb. containers
- Available with or without Cover and Follower Plate

Product #	Description	Drum Size	Delivery	Pressure	Included Items	Weight
7537-4	Volume Delivery Loader Pump	35 Lb. (standard or tapered pail)	1 Lb./6 strokes	500 psi	Cover (337729), Flexible Follower (338825), Loader Extension (317219), Loader Coupler (306741)	11 Lb.
7538-4	Volume Delivery Loader Pump	120 Lb.	1 Lb./6 strokes	500 psi	Cover (328245-4), Flexible Follower (338803), Loader Extension (317219), Loader Coupler (306741)	19 Lb.
7539-4	Volume Delivery Loader Pump	400 Lb.	1 Lb./6 strokes	500 psi	Recommended Items (Not Included): Drum Cover (318040-4), Follower Plate (338923), Dolly for 400lb. container (336899).	25 Lb.
7118-1	Standard Duty Loader Pump	25 Lb. and 35 Lb. pails	1 oz. per stroke	NA	Cover, Flexible Follower, Loader Coupler, Loader Fitting	6 Lb.

MANUAL PUMPS

Oil Dispensing Pumps

FEATURES:

- Compatible with oils and gear lubrication
- Attach directly to original container
- 2 lever positions to adjust delivery rate



7533-4



7534-4



7535-4



8570-5



8571-5




7117-1

Product #	Description	Drum Size	Outlet	Delivery per Stroke	Included Items	Weight
7533-4	Dual Leverage Pump	5 Gallon	1/2" NPTF(f)	2.6 oz.	5 1/2' Hose (317809-5F), Curved Nozzle (306610), Pail Cover	14 Lb.
7534-4	Dual Leverage Pump	16 Gallon	1/2" NPTF(f)	2.6 oz.	5 1/2' Hose (317809-5F), Curved Nozzle (306610), Drum Cover	17 Lb.
7535-4	Dual Leverage Pump	55 Gallon	1/2" NPTF(f)	2.6 oz.	5 1/2' Hose (317809-5F), Curved Nozzle (306610), 2" NPTF(m) Bung Adapter	13.8 Lb.
8570-5	Dual Leverage Pump	16 Gallon	1/2" NPTF(f)	2.6 oz.	5 1/2' Hose (317809-5F), Curved Nozzle (306610), Drum Cover, In-Line Electronic Meter (3679), Dolly (316315-5)	33 Lb.
8571-5	Dual Leverage Pump	16 Gallon	1/2" NPTF(f)	2.6 oz.	5 1/2' Hose (317809-5F), Curved Nozzle (306610), Drum Cover, In-Line Electronic Meter (3679), Filter (321203), Dolly (316315-5)	31.4 Lb.
7117-1	Standard Duty Pump	25 Lb. - 35 Lb. pails	NA	2.6 oz.	5' Hose, Curved Nozzle, Pail Cover Assembly	6 Lb.

MANUAL PUMPS

Alemite Manual Pumps are simple to operate and require no electricity or compressed air. Alemite offers a variety of models fitting 25 Lb. pails up to 400 Lb. drums.

Other Manual Pumps



6796

Telescoping Barrel Pump

FEATURES:

- Telescoping suction tube fits all containers up to 55 gallon drums
- Floating check valve allows liquids to drain back from pump when not in use



F406

Standard Duty Transfer Pump

FEATURES:

- Handles lubricants, solvents, industrial chemicals, additives and non-corrosive liquids



F401

Rotary Pump

FEATURES:

- Telescoping tube fits 16 and 55 gallon drums

Product #	Description	Drum Size	Delivery	Fluids	Weight
6796	Professional Duty Transfer Pump	up to 55 Gallons	12 oz. per stroke	Lubricants, solvents, thinners, automotive additives, chemicals, non-corrosive liquids	5 Lb.
F401	Rotary Pump	16 and 55 Gallons	8.5 oz. per stroke	Variety of petroleum products	15 Lb.
F406	Transfer Pump	15 to 55 Gallons	NA	Lubricants, solvents, industrial chemicals, additives and non-corrosive liquids	5.4 Lb.

CHEMICAL AND MATERIAL HANDLING PUMPS

Alemite Chemical and Material Handling pumps provide the capabilities and versatility needed for various applications. They are designed to deliver materials from original or bulk storage containers to the point of application.

Light Duty

Alemite Light Duty Class I Pumps are designed to handle fluids (<400 cp) such as diesel fuel and light oils, and are recommended for dispensing applications.



6799

Light Duty Pump

FEATURES:

- Quick, efficient transfer of large volume fluids
- Aluminum, stainless steel and nylon construction for compatibility with most fluids, including mild corrosives
- 1/4" air inlet
- Includes downtube for 55 gallon drums

Product #	Wetted Materials	Drum Size	Material Outlet	Seal Material	Pump Ratio	Free Flow per Minute	Cycles per Gallon	Weight
6799	Carbon Steel, Aluminum, Stainless Steel, Nylon	55 Gallon	1"	PTFE and Buna	1/3:1	30 Gallons	30	22 Lb.

CHEMICAL AND MATERIAL HANDLING PUMPS

Light - Medium Duty

Alemite Class 1 and 2 Pumps are designed to handle light to medium fluids (5 to 4,000 cp) such as inks, flavoring and oils. The double ball downtube ensures positive priming for reliable operation. Recommended for dispensing applications.



7880-C1

FEATURES:

- Stainless steel and carbon steel models suitable for pumping corrosive liquids
- ¼" air inlet
- Stub pumps require downtube (included with 7216-4)
- Recommended accessories:
- Single Post Hoist (2741-4 or 2742-4) for models 7216-S3, 7216-4, 7880-C1. Requires Adapter Plate (322593)

Product #	Wetted Materials	Drum Size	Material Inlet	Material Outlet	Seal Material	Pump Ratio	Free Flow per Minute	Cycles per Gallon	Weight
7216-4	Carbon Steel	55 Gallon	NA	1" NPTF(f)	Teflon® and Nylon II	1:1	14 Gallons	25	14 Lb.
7216-A4	Carbon Steel	55 Gallon	NA	1" NPTF(f)	Teflon® and Nylon II	1:1	33 Lbs.	25	18 Lb.
7216-S3	Stainless Steel	55 Gallon	1" NPTF(f)	1" NPTF(f)	Teflon®	1:1	14 Gallons	25	22 Lb.
7216-B	Carbon Steel	55 Gallon	NA	3/8" NPTF(f)	Buna	2:1	7 Gallons	32	18 Lb.
7222-B4	Carbon Steel	Stub	1 1/2" NPTF(f)	1" NPTF(f)	Viton	1:1	14 Gallons	25	12 Lb.
7880-C1	Stainless Steel	Stub	1" NPTF(f)	3/8" NPTF(f)	Teflon®	2.5:1	7 Gallons	38	14 Lb.

CHEMICAL AND MATERIAL HANDLING PUMPS

Light - Heavy Duty

Alemite Class 1, 2, and 3 Pumps are designed for pumping light to heavy fluids including coatings, oils, sealants and sound deadeners. Recommended for dispensing, extruding and spraying applications.

Stainless Steel Pump

FEATURES:

- Stainless steel construction and Teflon® seals will tolerate pumping corrosive fluids
- ¼" NPSI air inlet
- Versatile, durable pump which will deliver a range of light to heavy fluids
- Recommended accessories:
- Single Post Hoist (2741-4 or 2742-4)
- Adapter Plate (322593) for use with hoist

Product #	Wetted Materials	Drum Size	Material Outlet	Seal Material	Pump Ratio	Free Flow per Minute	Cycles per Gallon	Weight
7835-SDTRI	Stainless Steel	55 Gallons	3/4" NPTF(f)	Teflon®	5:1	5 Gallons	25	44 Lb.

Medium - Heavy Duty

Alemite Class 2, 3 and 4 Pumps are designed for medium to heavy fluids and medium semi-fluids, including adhesives, sealants, dough and pastes. Power piston downtube combines the priming advantages of a ball check with the performance of an upper chop check to handle heavier loads. Recommended for dispensing, extruding and spraying applications.



7886-S5

FEATURES:

- Stainless steel construction and Teflon® seals (model 7886-S5) will tolerate pumping corrosive fluids
- ¾" NPTF(f) air inlet

Product #	Wetted Materials	Drum Size	Material Inlet	Material Outlet	Seal Material	Pump Ratio	Free Flow per Minute	Cycles per Gallon	Weight
7886-A5	Carbon Steel	400 Lb.	Material Inlet	1" NPTF(f)	Buna	11:1	13 Gallons	30	78 Lb.
7886-S5	Stainless Steel	400 Lb.	Material Inlet	1" NPTF(f)	Teflon®	11:1	13 Gallons	30	82 Lb.

CHEMICAL AND MATERIAL HANDLING PUMPS

Undercoating Pumps

Alemite Undercoating Pumps spray materials using air atomizing or airless spray systems. Common applications include spraying adhesives, roof coatings, and similar uses.



331571-C5

FEATURES:

- Double toggle air valve trip mechanism prevents binding or stalling
- Corrosion resistant chrome finish on piston rods reduces packing wear
- 2 7/16" air motor
- ¼" NPSI air inlet
- Material outlet 3/8" NPTF(f)

Product #	Description	Drum Size	Pump Ratio	Delivery	Included Items	Weight
331571-A5	Stationary H Pump	120 Lb.	26:1	5.25 Lb. / minute	NA	34 Lb.
331571-C5	Stationary H Pump	35 Lb.	26:1	5.25 Lb. / minute	NA	29 Lb.
8553-2	Portable H Pump	35 Lb.	26:1	5.25 Lb. / minute	Cover (338166), 25' Hose (317875-25), Z Swivel (B52752), Control Valve (6320-3)	50 Lb.


DIAPHRAGM PUMPS

Air Operated

Alemite Diaphragm Pumps are designed for both high volume transfer and dispensing a variety of low viscosity fluids including new oil, used oil, windshield washer fluid, antifreeze, and other materials. Refer to table below for specific pump compatibility.



8301



8324

Product #	Air Inlet	Description	Body Material	Diaphragm Material	Pressure	Material Inlet/Outlet	Delivery (GPM)	Recommended Fluids
8301	1/4"	1/4" Diaphragm Pump	Poly	Teflon®	125 psi	1/4"	4	Windshield Washer Fluid, Antifreeze
8322	1/4"	1/2" Diaphragm Pump	Poly	Buna	100 psi	1/2"	14	Windshield Washer Fluid, Antifreeze, New/Used Oil, Most Water Based Chemicals
8322-A	1/4"	1/2" Diaphragm Pump	Aluminum	Buna	100 psi	1/2"	15	New/Used Oil
8322-B	1/4"	1/2" Diaphragm Pump	Poly	Santoprene	125 psi	1"	14	Windshield Washer Fluid, Antifreeze, DEF, Soaps, Cleaning Fluid, Non-petroleum Cleaning Chemicals
8322-C	1/4"	1/2" Diaphragm Pump	Poly	Teflon®	125 psi	1"	14	Concentrates, Corrosives, Water Based Solvents
8322-D	1/4"	1/2" Diaphragm Pump	Aluminum	Teflon®	125 psi	1"	15	More universally compatible with solvents, volatiles
8323	1/2"	1" Diaphragm Pump	Aluminum	Buna	125 psi	1"	45	New/Used Oil
8325	1/2"	1" Diaphragm Pump - UL Listed	Aluminum	Buna	125 psi	1"	45	Antifreeze, New/Used Oil (UL Listed)
8327	1/2"	1" Diaphragm Pump - UL Listed	Aluminum	Teflon®	125 psi	1"	45	Antifreeze, New/Used Oil (UL Listed)
8324	3/4"	1 1/2" Diaphragm Pump	Aluminum	Buna	125 psi	1 1/2"	106	Antifreeze, New/Used Oil
8329	3/4"	2" Diaphragm Pump	Aluminum	Buna	125 psi	2"	150	Antifreeze, New/Used Oil
8340	3/4"	3" Diaphragm Pump	Aluminum	Buna	125 psi	3"	235	Antifreeze, New/Used Oil

ELECTRIC PUMPS

Electric Transfer Pumps

Alemite Electric Transfer Pumps transfer chemicals and other fluids from drums, tanks and totes.



340011

FEATURES:

- Designed to transfer a wide range of liquids
- Eliminates direct contact with aggressive chemicals, reduces risk for splashing
- No seals to wear out or replace
- Fast – empty a 55 gallon drum in 90 seconds (35 gallon/minute delivery)
- Light weight and portable
- Maximum viscosity is 1500 cps
- Pumps can “dry run” against a closed valve without damage

Product #	Description	Voltage	Weight
340011	Electric Pump Package, PP Nozzle and Downtube	115V	19 Lb.
340012	Electric Pump Package, PP Nozzle and Downtube	230V	19 Lb.

PUMP ACCESSORIES

Bearing Packers



6709-B4



6598-B



B-412

Product #	Bearing Size	Drum Size	Follower	Drum Cover	Weight
6709-A4	19/32" - 8"	120 Lb.	338803	328245-4	19 Lb.
6709-B4	19/32" - 8"	35 Lb.	338825	337729	15 Lb.
6598-B	3/4" - 6"	NA	NA	NA	4 Lb.
B412	3/4" - 6"	NA	NA	NA	2 Lb.

Drum Covers



338981

FEATURES:

- Durable – made with heavy gauge steel
- Drum cover flange provides rigidity and maintains solid position on drum
- Pump mounts in center of cover, and 3 thumb screws clamp over drum rim
- 324792-4 model allows side mounting, for use in lube trucks.

Product #	Drum Size	Use with Pump	Use	Height	Outer Diameter	Weight
338166	35 Lb.	RAM, Standard Duty	Grease	2.04"	12"	4.1 Lb.
338371	120 Lb.	RAM, Standard Duty	Grease	3.19"	14.88"	5.6 Lb.
338163	400 Lb.	RAM	Grease	1.50"	23.91"	5.6 Lb.
324793-4	400 Lb.	Industrial, H Pumps	Grease	1.81"	24"	19.2 Lb.
323800-4	120 Lb.	Industrial	Oil/Grease/Fluids	1.19"	14.88"	
323847-4	400 Lb. / 55 Gallon	Industrial	Oil/Grease/Fluids	3.50"	24.25"	19.4 Lb.
338145	16 Gallon	RAM 9960, 9968	Oil/Fluids	3.19"	14.88:	5.8 Lb.
324792-4	55 Gallon	Pumps with tie down kits	Oil/Fluids	1.81"	25.63"	18.4 Lb.
338981	12.5 Kg. (276 mm)	Metric Pumps	Grease	1.45"	10/87"	2.8 Lb.
338982	20 Kg. (315 mm)	Metric Pumps	Grease	1.71"	12.41"	3.2 Lb.
338983	50 Kg. (409 mm)	Metric Pumps	Grease	2.05"	16.09"	7.4 Lb.
338984	180 Kg. (619 mm)	Metric Pumps	Grease	1.57"	24.36"	13 Lb.

PUMP ACCESSORIES

Drum Covers - Bung Mount



338977

Product #	Drum Size	Use	Height	Outer Diameter	Bung Opening	Weight
338977	120 Lb. / 16 Gallon	Oil/Grease/Material	3.19"	14.88"	2" NPTF	6.2 Lb.
318040-4	400 Lb. / 55 Gallon	Oil/Grease/Material	1.57"	23.91"	2" NPTF	12.5 Lb.

Follower Plates



337665



338802



338803

Product #	Drum Size	Use with Pump	Tube Diameter	Outer Diameter	Weight
338801	120 Lb.	9950 Series	1 1/8"	14.14"	4.2 Lb.
338802	120 Lb.	RAM, Standard Duty	1 3/8"	14.14"	3.6 Lb.
338803	120 Lb.	Manual	1 5/8"	14.14"	3.6 Lb.
338804	120 Lb.	Industrial	2"	14.14"	3.6 Lb.
338911	400 Lb.	RAM, Standard Duty	1 3/8"	23.53"	11 Lb.
338912	400 Lb.	Industrial	2"	23.53"	11 Lb.
338923	400 Lb.	7539-4 (Manual)	1 5/8"	23.53"	11 Lb.
337665	35 Lb.	RAM (9911 Series)	1 1/8"	11.27"	1.7 Lb.
338825	35 Lb.	7537-4, 6709-B4 (Manual)	1 5/8"	11.27"	1.9 Lb.
338991	12.5 Kg. (270 mm)	Metric RAM, H and Super H	29 mm	10.63"	2 Lb.
338992	20 Kg. (330 mm)	Metric RAM, H and Super H	29 mm	12/99"	2.4 Lb.
338993	50 Kg. (390 mm)	Metric RAM, H and Super H	35 mm	15.35"	4 Lb.
338911	180 Kg. (597 mm)	Metric RAM, H and Super H	35 mm	15.35"	10.7 Lb.
314898	30 Lb.	6713-4 (Manual)	7/8"	8.44"	1.6 Lb.

PUMP ACCESSORIES

Strainers - Lubricant



380372-B1

Product #	Description	Inlet	Outlet	Element Product #	Element Porosity	Weight
380372-B1	Grease, Y Type	1/2" NPTF(f)	1/2" NPTF(f)	328628	138 micron	2.3 Lb.
380372-A1	Oil, Y Type	1/2" NPTF(f)	1/2" NPTF(f)	384847	40 micron	2.3 Lb.
339683	Waste Oil, Y Type	1" NPTF(f)	1" NPTF(f)	NA	16 mesh	1 Lb.

Strainers - Pump Tube



326463-B1

Product #	Use with Pump	Weight
326432	Industrial Heavy Duty	0.7 Lb.
326463-B1	RAM 9911, 9950, 9979 and 9940 Series, Standard Duty	0.3 Lb.

Bung Adapters



326750-B1

FEATURES:

- Cast iron construction
- 2" NPTF male to fit standard container openings

Product #	Use with Pump	Tube Size	Weight
326750	RAM and Standard Duty	1 3/8"	1.6 Lb.
326750-B1	Industrial, Material	2"	1.6 Lb.
326750-E1	7537 Series	1 5/8"	1.6 Lb.

PUMP ACCESSORIES

Pump Hoists



7818-F5



2741-4



2742-4



2743-4

Product #	Description	Included Items	comments	Weight
7818-F5	Bridge Hoist	Guide rods, drum retaining mechanisms, vacuum break, pump air hose assemblies and follower (327690)	Dimensions: 69 1/4" H (lowered) x 42 1/2" W x 27 3/16" D (107" H raised) Air inlet: 3/4" NPTF(f) Maximum pressure: 200 psi	370 Lb.
2741-4	Single Post Pump Hoist	Hoist, Cover assembly	Height: 62 1/8" (lowered), 98 5/8" (raised) Air inlet: 1/4" NPTF (f) Maximum pressure: 150 psi Recommended Accessory: Adapter plate (322593) adapts cover assembly to bung mounted pumps	75 Lb.
2742-4	Single Post Pump Hoist	Hoist, Bracket assembly	Height: 62 1/8" (lowered), 98 5/8" (raised) Air inlet: 1/4" NPTF (f) Maximum pressure: 150 psi Recommended Accessory: Follower plate (327242) for Class III, IV, and V materials (400 Lb.)	75 Lb.
2743-4	Single Post Pump Hoist	Hoist, Hanger assembly	Height: 62 1/8" (lowered), 98 5/8" (raised) Air inlet: 1/4" NPTF (f) Maximum pressure: 150 psi	70 Lb.

PUMP ACCESSORIES

Pump Hose Assemblies - Manual High Volume and Multi-Pressure

FEATURES:

- Single wire braid construction
- Use with manual grease pump, high volume and multi-pressure bucket pumps

Product #	Use with Pump	Coupling Thread Size	Hose ID	Maximum Working Pressure	Hose Length	Weight
317853-5	Manual grease pump, high volume bucket pump, multi-pressure bucket pump	1/8" NPTF(m) x 3/8" NPTF(m)	1/4"	4,400 psi	5'	0.9 Lb.
317854-5F	Manual grease pump, high volume bucket pump, multi-pressure bucket pump	3/8" NPTF(m) x 3/8" NPTF(f)	3/8"	3,200 psi	5 1/2'	1.7 Lb.
317854	Manual grease pump, high volume bucket pump, multi-pressure bucket pump	3/8" NPTF(f)	3/8"	3,200 psi	5 1/2', 10'	NA

Pump Hose Assemblies - All Manual and High Pressure

FEATURES:

- Use with all manual pumps, including high pressure manual bucket pumps, except for 6713-4.

Product #	Use	Coupler	Hose	Hose Length	Swivel	Check Valve	Adapter	Weight
6615-G	Giant Button Head Fittings	304300	317854-5F	5 1/2'	51219	46405	NA	0.5 Lb.
6616-G	Standard Button Head Fittings	42030	317854-5F	5 1/2'	51219	46405	NA	2.5 Lb.
6617-G	Hydraulic Fittings	6304-C	317854-5F	5 1/2'	NA	NA	NA	2.3 Lb.
6617-K	Hydraulic Fittings	6304-C	317854-10	10'	NA	NA	NA	3.4 Lb.
322434	Hydraulic Fittings	308730-A	317853-5	5'	NA	NA	NA	1 Lb.

Wall Brackets

Product #	Use with Pump	Weight
325749	RAM 9916-A1, 9918-A, 9968, 9970, 8568-A4	3.7 Lb.
328190-B4	7783 Series, 7793 Series	10.1 Lb.



325749



PUMP ACCESSORIES

Downtubes

Alemite Downtubes are for use with stub pumps in tank or drum applications. They are produced using PVC, and versions are available for use with or without the low level cut off (Alemite part # 321206).

Used with Pump	16-Gal. V-Cut	55-Gal. V-Cut	250-Gal. V-Cut	275-Gal. V-Cut
7222-B4	338147-10 (17.25")	338147-3 (25.67")	338147-1 (21.75")	338147-4 (33.50")
7880-C1	338370-1 (22.25")	338370-2 (28.75")	338370-2 (28.75")	338370-3 (37.25")
7783-C4	338147-11 (12.125")	338147-1 (21.75")	338147-1 (21.75")	338147-8 (30.25")
7793-C	338147-11 (12.125")	338147-1 (21.75")	338147-1 (21.75")	338147-8 (30.25")
8568-A4	338147-10 (17.25")	338147-3 (25.67")	338147-1 (21.75")	338147-4 (33.50")
9916-A1	338147-3 (25.67")	338147-4 (33.50")	338147-8 (30.25")	338147-9 (41.75")
9918-A	338147-3 (25.67")	338147-4 (33.50")	338147-8 (30.25")	338147-9 (41.75")
9968	338147-1 (21.75")	338147-2 (28.25")	338147-3 (25.67")	338147-7 (35.56")
9970	338370-1 (22.25")	338370-2 (28.75")	338370-2 (28.75")	338370-3 (37.25")

These downtubes can be added to stub pumps in tanks and drums using low-level cutoff (321206).

Used with Pump	16-Gal. Ext.	55-Gal. Ext.	250-Gal. Ext.	275-Gal. Ext.
7222-B4	338246-10 (13.50")	338246-3 (21.75")	338246-1 (18.00")	338246-4 (29.62")
7880-C1	338362-3* (18.25")	338362-4* (24.50")	338362-4* (24.50")	338362-5* (32.75")
7783-C4	338246-11 (8.25")	338246-1 (18.00")	338246-1 (18.00")	338246-8 (26.50")
7793-C	338246-11 (8.25")	338246-1 (18.00")	338246-1 (18.00")	338246-8 (26.50")
8568-A4	338246-10 (13.50")	338246-3 (21.75")	338246-1 (18.00")	338246-4 (29.62")
9916-A1	338246-3 (21.75")	338246-4 (29.62")	338246-8 (26.50")	338246-5 (36.78")
9918-A	338246-3 (21.75")	338246-4 (29.62")	338246-8 (26.50")	338246-5 (36.78")
9968	338246-1 (18.00")	338246-2 (24.50")	338246-3 (21.75")	338246-6 (31.66")
9970	338362-3* (18.25")	338362-4* (24.50")	338362-4* (24.50")	338362-5* (32.75")

IMPORTANT INFORMATION

* Includes 328207 bushing for attaching a low-level cutoff. These tubes are made of 1" wrought steel pipe.